

vtech®

Instruction Manual

Splash & Spin Octopus



VTech understands that a child's needs and abilities change as they grow and with that in mind we develop our toys to teach and entertain at just the right level...

vtech Baby

Toys that will stimulate their interest in different textures, sounds and colours

I am...

...responding to colours, sounds and textures

...understanding cause and effect

...learning to touch, reach, grasp, sit-up, crawl and toddle

Birth-36 months



Pre-School

Interactive toys to develop their imagination and encourage language development

I want...

...to get ready for school by starting to learn the alphabet and counting

...my learning to be as fun, easy and exciting as can be

...to show my creativity with drawing and music so my whole brain develops

3-6 years



Electronic Learning Computers

Cool, aspirational and inspiring computers for curriculum related learning

I need...

...challenging activities that can keep pace with my growing mind

...intelligent technology that adapts to my level of learning

...National Curriculum based content to support what I'm learning at school

4-10 years




To learn more about this and other VTech® products, visit www.vtech.co.uk

INTRODUCTION

Make a splash at bath time with the **Splash & Spin Octopus**. Pour water into the Octopus's head and see him and his water wheel spin! Three different animal sorters introduce shape sorting play. Squeeze the Seal and Starfish to see them squirt water!

One Scoop and Pour Fish Cup

One Octopus



Three Animal Sorters

INCLUDED IN THE PACKAGE



1 Octopus Head



1 Octopus Body



1 Scoop and Pour Fish Cup



3 Animal Sorters

- Quick Start Guide

WARNING

All packing materials such as tape, plastic sheets, packaging locks, removable tags, cable ties, cords and packaging screws are not part of this toy, and should be discarded for your child's safety.

NOTE

Please save this Instruction Manual as it contains important information.


WARNINGS:

- This toy cannot be used in salt water.
- After using this toy, do not leave it in the water for a long time.
- This is not a lifesaving device. Do not leave your child unattended while in water.
- Never leave a child unattended or with an older child in the bathroom or in the bath, not even for one minute.
- Always check with a thermometer the temperature of the water coming from the tap before sitting your child in the bath. Children have very sensitive skin and can easily get burnt if the water is too hot.
- Only use this unit in water between 10 and 45 degrees centigrade.

MOUNTING INSTRUCTIONS

With the **VTech® Splash & Spin Octopus**, safety comes first. To ensure your child's safety, adult assembly is required.


1. Find the buckle with a gap on the head of the octopus, align it with the groove on the octopus's body with a protrusion, and press it down.




2. To remove the head from the body, hold down the body with one hand and pull the head up.



3. Insert the seal or the starfish onto their base by twisting them on by hand (to the right) until securely fixed.



4. Remove the seal or starfish from their base by twisting them to the left until released.



ACTIVITIES

1. Spinning Octopus

Pour water into the Octopus's head to see him magically spin. Pour water onto the wheel and watch it spin.



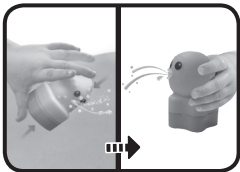
2. Animal Sorters

Put the animals in the correct slots on the Octopus's legs for fun shape sorting play.



3. Squirt Water

To collect water, submerge the seal or the starfish and squeeze its head.



4. Scoop & Pour Fish Cup

Use the included pourer for cause and effect play.



CARE & MAINTENANCE

1. Keep the bath toys clean by wiping them with a slightly damp cloth.
2. Keep the bath toys out of direct sunlight and away from any direct heat sources.
3. Do not drop the bath toys on a hard surface.

CONSUMER SERVICES

Creating and developing **VTech®** products is accompanied by a responsibility that we at **VTech®** take very seriously. We make every effort to ensure the accuracy of the information, which forms the value of our products. However, errors sometimes can occur. It is important for you to know that we stand behind our products and encourage you to call our Consumer Services Department with any problems and/or suggestions that you might have. A service representative will be happy to help you.

UK Customers:

Phone: 0330 678 0149 (from UK) or +44 330 678 0149 (outside UK)
Website: www.vtech.co.uk/support

Australian Customers:

Phone: 1800 862 155
Website: support.vtech.com.au

NZ Customers:

Phone: 0800 400 785
Website: support.vtech.com.au

PRODUCT WARRANTY/ CONSUMER GUARANTEES

UK Customers:

Read our complete warranty policy online at vtech.co.uk/warranty.

Australian Customers:

**VTECH ELECTRONICS (AUSTRALIA) PTY LIMITED –
CONSUMER GUARANTEES**

Under the Australian Consumer Law, a number of consumer guarantees apply to goods and services supplied by VTech Electronics (Australia) Pty Limited. Please refer to vtech.com.au/consumerguarantees for further information.

**Visit our website for more
information about our products,
downloads, resources and more.**

www.vtech.co.uk
www.vtech.com.au

